

Step 1

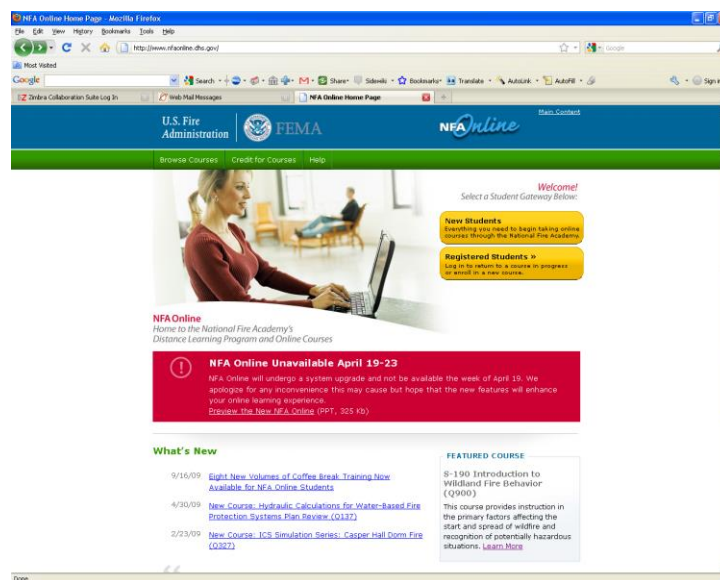
If you are a Firefighter 1, have already taken Wildland S-130/S-190 courses, and can produce certificates, immediately go to Step 4. Otherwise, proceed to step 2.

Step 2

Enroll as an online student at the National Fire Academy. If you were a student already (we have all taken NIMS courses online), go ahead and re-register unless you remember your password.

Go to the website: <http://www.nfaonline.dhs.gov>

1. *Browse Courses* to view what's available.
2. Select the course you would like to take and click the *Enroll Now* link. You will be taken to the NFA Online Login Page.
3. Click the *New Student?* link under the *To Get Started* section on the right hand side of the Login Page.
4. Fill out the online registration form.
5. Write down your User ID and Password.
6. Login using the User ID and Password provided to you during the registration process. You will be immediately prompted to change your Password following your initial login.
7. Access to your course will be delayed to allow for registration processing time. The catalog populates at the top of each hour; therefore depending on when you registered **you may have to wait up to one hour until you can access the course**. You are encouraged to complete the Q136 NFA Online Tutorial as your first course to familiarize yourself with the functionality of the site.



Step 3

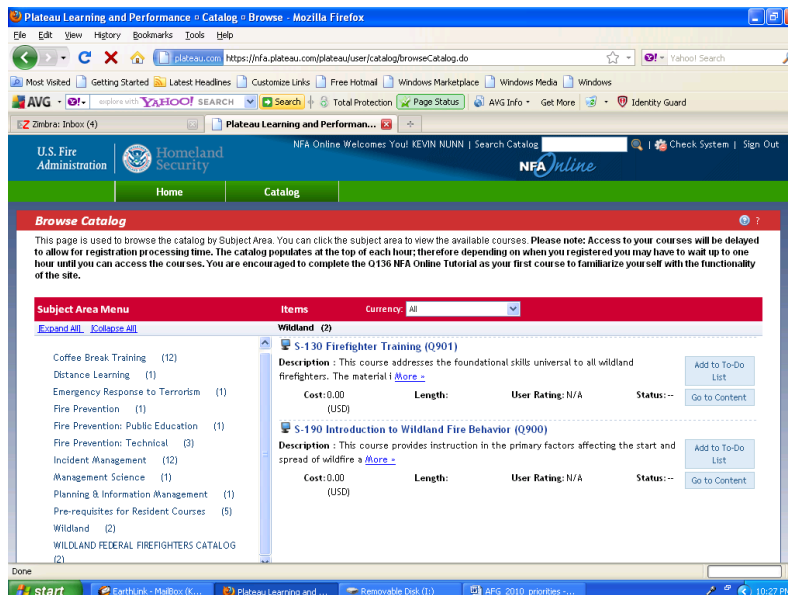
The courses you are taking are the following:

S-130 (Wildland) Firefighter Training (Q901)

This course, developed by the [National Wildfire Coordinating Group \(NWCG\)](#), addresses the foundational skills universal to all wildland firefighters. The material is broken into twelve on-line modules (1 to 3 hours each) and a mandatory, instructor led field day exercise. Each online module explains the concepts and skills that will be performed and evaluated on the field day exercise. Module twelve contains optional knowledge areas (pump operations, map and compass, fire investigation and cultural resources) that are very useful concepts but not required due to time constraints. Note: For more information regarding the field day exercise and NWCG Course Administrator, please visit the [NWCG Web site](#) prior to taking this online course.

S-190 Introduction to Wildland Fire Behavior (Q900)

This course, developed by the [National Wildfire Coordinating Group \(NWCG\)](#), provides instruction in the primary factors affecting the start and spread of wildfire and recognition of potentially hazardous situations. S-190 is typically taught in conjunction with or prior to Firefighter Training, S-130. The material is broken into three online modules (1 to 3 hours each). Students must be affiliated with an NWCG member agency or sponsored fire department to be issued a final certificate. After completing the online training required by your agency or department, a training officer or fire chief will evaluate required further training. The affiliated department can then certify students' completion of the S-190 training by issuing the final certificate. Note: For more information regarding the field day exercise and NWCG Course Administrator, please visit the [NWCG Web site](#) prior to taking this online course.



The screenshot shows a web browser window displaying the NFA Online Catalog. The page title is "Plateau Learning and Performance - Catalog - Browse - Mozilla Firefox". The URL is "https://nfa.plateau.com/plateau/user/catalog/browseCatalog.do". The page features the U.S. Fire Administration and Homeland Security logos, along with the NFA Online logo. A navigation bar includes "Home" and "Catalog". The main content area is titled "Browse Catalog" and contains a "Subject Area Menu" on the left and a list of "Items" on the right. The "Items" list includes "S-130 Firefighter Training (Q901)" and "S-190 Introduction to Wildland Fire Behavior (Q900)". Each item has a description, cost, length, user rating, and status. The "S-130 Firefighter Training (Q901)" item has a description: "This course addresses the foundational skills universal to all wildland firefighters. The material is [More](#)". The "S-190 Introduction to Wildland Fire Behavior (Q900)" item has a description: "This course provides instruction in the primary factors affecting the start and spread of wildfire a [More](#)".

Take S-190 first, then take S-130.

While taking the classes, hit every pop-up, every video, every word, take every test – this will insure the system records your completion and saves your information.

As you pass each module, you must save your certificate to your computer or print it out. The best idea is to print everything out.

These classes can be taken at home, here at the fire station, or anywhere you have access to NFA online; however, we have found through experimentation that the better the computer and the faster the access, the better chance you have without anything screwing up.

The best computers for access have been Walters State Community College and the Pigeon Forge Library (have not tried Gatlinburg library). If using a library computer, **bring your own headphones** and please notify the librarians that you are there for testing and they will remove any time limits on the work stations.

The key is that you will need all (15) certificates to be able to progress through the next phases of the project.

Of importance is the fact that you have to progress through lecture and quizzes to continue through each module. Allow yourself time to complete each module. Times are estimated below for all courses/modules with the number of slides in parentheses().

Q900 Introduction to Wildland Fire Behavior (S-190)

Basic Concepts of Wildland Fire (45 minutes)

Course Intro (5)
Fire Behavior (34)

Principles of Wildland Fire Behavior (120 minutes)

Intro (2)
Topography (15)
Fuels (49)
Weather (71)

Monitoring Fire Behavior (30 minutes)

Intro (3)
Look Up, Look Down, Look Around (18)

Q901 Firefighter Training (S-130)

Preparedness, ICS and Resources (90 minutes)

Intro (3)
Basic Terminology (22)
Preparedness (64)
ICS (23)
Resources (10)

What Out and LCES (60 minutes)

Intro (2)
Safety (32)
LCES (14)

Fire Shelters (30 minutes)

Intro (1)
Fire Shelter Use, Inspection and Care (26)

Hazards and Human Factors on the Fireline (90 minutes)

Intro (2)
Human Factors on the Fireline (19)
Hazards on the Fireline (49)
Risk Management Process (15)
Teamwork (14)

Transportation Safety (60 minutes)

Objectives (2)
Transportation Safety Procedures (41)

Hand Tools (45 minutes)

Intro (2)
Cutting and Scraping Tools (32)

Fire Devices (20 minutes)

Intro (1)
Firing Devices (12)

Water Use (45 minutes)

Intro (2)
Backpack Pump (8)
Water Delivery Systems (23)
Water Delivery and Hose Maintenance (22)

Suppression Techniques (120 minutes)

Intro (2)
Breaking the Fire Triangle (5)
Suppression Safety (58)
Heavy Equipment Ops and Airdrops (29)
Communication (16)
Patrolling and Securing the Fireline (34)

Hazardous Materials (30 minutes)

Intro (1)

DECIDE (19)

Wildland/Urban Interface (45 minutes)

Intro (2)

Watch Outs (37)

Optional Knowledge Areas (120 minutes)

Intro (2)

Pump Operations (32)

Navigation (62)

Wildland Fire Investigation (14)

Cultural Resources (21)

There is a lot of information in each – you will need that to pass the Challenge Review in each module with a 70%. Tests can be retaken if you fail.

The screenshot shows a Mozilla Firefox browser window displaying the 'Watch Out and LCES' module. The browser's address bar shows the URL: <https://nfa.plateau.com/plateau/user/onlineaccess/scorm/seqNavigationRequestProcessAction.do>. The page features a search bar in the top right corner. On the left side, there is a vertical menu with four buttons: 'Introduction', 'Safety', 'LCES', and 'Challenge Review'. Each button has a small thumbnail image and the text 'not allowed'. To the right of the menu is a large image of a firefighter in a yellow jacket and helmet, standing in front of a large fire. At the bottom of the page, there is a navigation bar with buttons for 'Exit', 'Navigate', 'Map', 'Resources', 'About', 'Back', and 'Next'. A small instruction reads: 'Select Next or press Enter to continue.'

Step 4


Congratulations! Bring all certificates or saved files to your Training Officer to document your completion. Wait for the Forestry Field Exercise. Getting the training and having the module certificates is the most important part!

Step 5

If you are at a Firefighter I level, you can move on to this step. All certificates/completion documents go to TN Division of Forestry who will then perform a 4-hour Field Exercise and issue NWCG certifications.

Step 6

Anyone wishing to continue can participate in the Red Card program with the National Park Service.



The field exercise with Forestry will cover the following topics:

Transportation Safety

Preparedness

Suppression/Handtools

Fire Shelter

Firing Devices

Wildland/Urban Interface

MopUp